


# Quickdraw<sup>®</sup>

CONVEYOR SYSTEMS

*Connecting Your Workplace*

## Q-SQUARED




Q-Squared is Quickdraw's proprietary conveyor control platform. It provides Quickdraw Conveyors with built-in pallet transfer capability without the need for expensive control panels, custom software, or metering stops. It's especially well-suited as a transfer conveyor for use between workstations on Printed Circuit Board and palletized assembly lines. The Q-squared option is available on Quickdraw's Edge Belt, Heavy Duty, XR, and Standard MR roller conveyor lines.

1.800.473.8837

[www.qdraw.com](http://www.qdraw.com)

# Quickdraw<sup>®</sup>

## CONVEYOR SYSTEMS




Q-Squared offers significant cost savings over other transfer systems by eliminating the need for control panels, supervisory PLCs, and complex pneumatic distribution. The system offers true modular plug and play operation, with SMEMA capability and Audit/Bypass function included and adjustable width optional. Q-Squared can also control Corner Rotate, Shuttle, Elevator, and Lift Gate functions without the need of a control panel with PLC.

Besides transfer conveyors between workstations, Q-Squared works well as a buffering return line on palletized assembly lines.

### Q-Squared Specifications:

- Size and capacity of standard Quickdraw conveyors
- IPC-SMEMA-9851 and SMEMA 1.2 Compatible
- 110 VAC - 1.6A power requirement (240VAC capable)
- Sensor stop
- Adjustable speed and acceleration



*Quickdraw delivers industry leading clean and modular automation solutions through its Quickdraw line of proprietary material handling and custom motion controlled products.*